

iBDialog

PATIENT REPORTED OUTCOMES in eSIBDC

What is iBDialog?

Patients who participate in eSIBDC have the possibility to use iBDialog, a patient questionnaire for capturing of Patient Reported Outcomes (PROs).

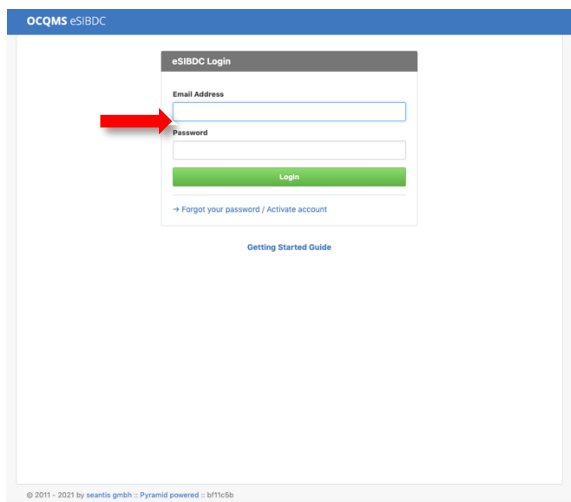
How often?

eSIBDC patients willing to participate in iBDialog may fill-in the questionnaire on a weekly, monthly or annual basis. Depending on their selected reporting interval, a reminder SMS will be sent to the patient.

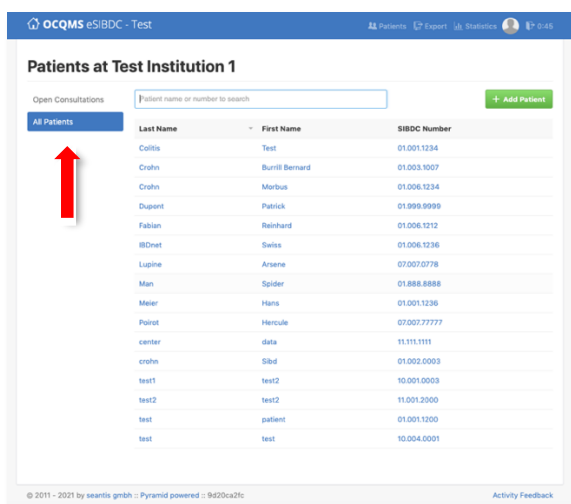
How to include patients?

Patients are included via eSIBDC. Please follow these steps:

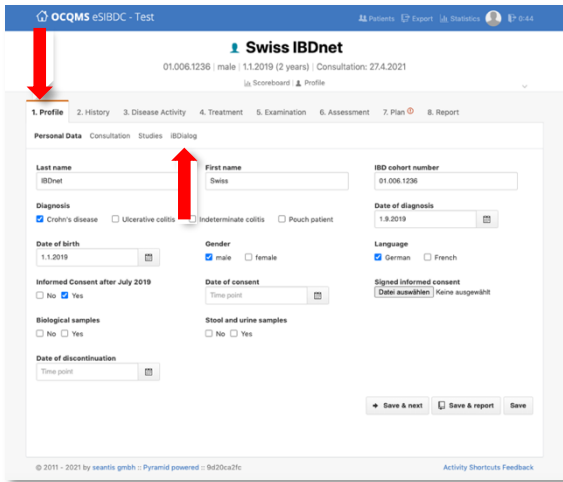
1. Log-in your personal account on <https://ibd.seantis.ch>



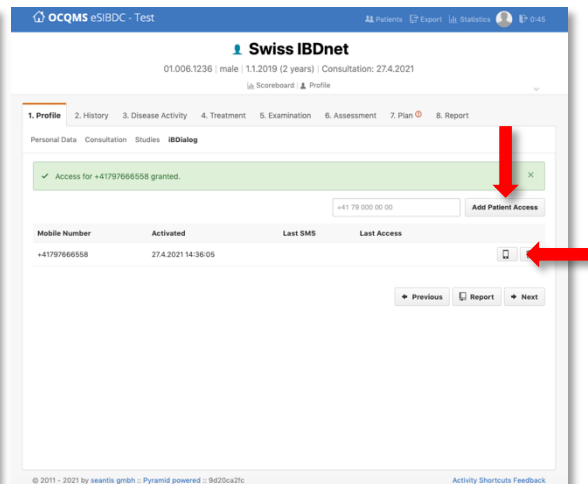
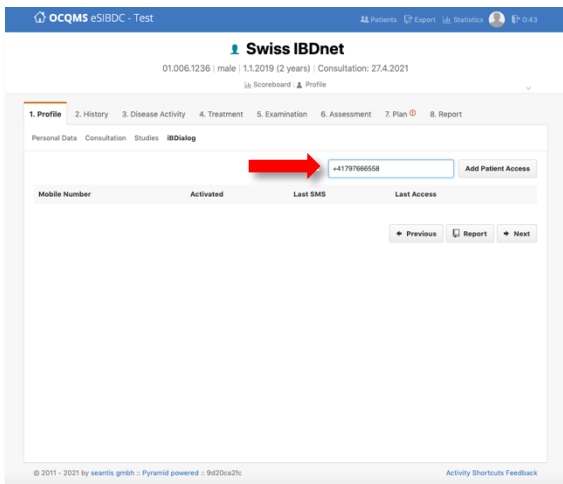
2. Search for your patient in "All Patients" and select patient:
 - a. For patients with no open consultation, open-up a new consultation and go to tab "1. Profile"



- b. For patients having an open consultation, go to tab "1. Profile" and select "iBDialog"

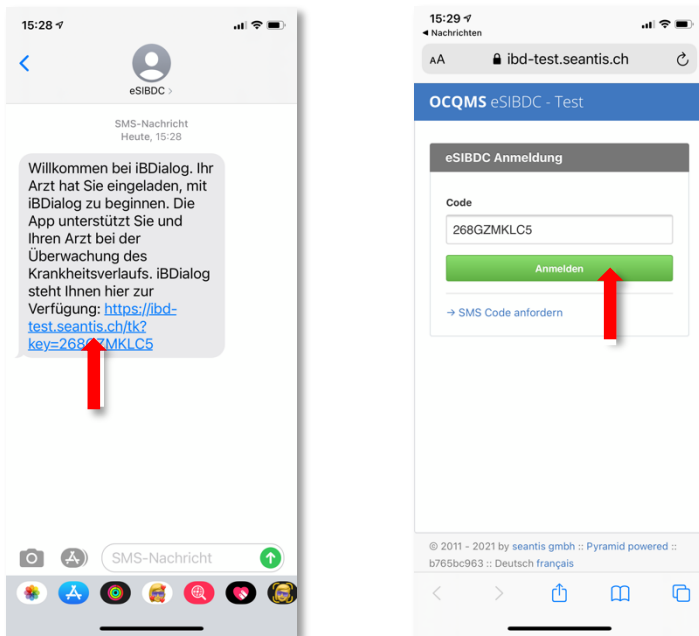


- c. Within "iBDialog", enter patients mobile phone number and press "Add Patient Access". The green "Access granted" bar will occur.
- d. Then press the mobile phone icon to inform the patient, that he has been added to iBDialog. The patient will receive a welcome SMS within the next hour containing the link and user ID to access iBDialog web-app



How to access iBDialog patient web-app?

1. Upon registration, a welcome SMS will be sent to the patients' mobile number within a few minutes (of note, depending on the mobile provider, this can last up to one hour).
2. The SMS contains a link and personal user ID to access the iBDialog web-app.

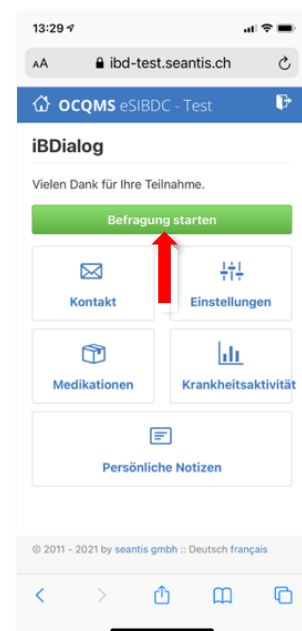


How to customize iBDialog web-app and start survey?

After your patient has logged-in to iBDialog web-app, the patient may wish to customize settings:

1. **Contact:** technical or medical questions should be addressed to the indicated contact
2. **Medication:** displays the patients current and past medication as captured by the doctor or study nurse in eSIBDC
3. **Disease activity:** is calculated according to the answers given by the patient within the iBDialog patient questionnaire
4. **Settings:** to set reporting-interval on weekly or monthly; a reminder SMS will automatically be sent to the patient, when the next reporting is due

To start the patient questionnaire, press "Start Survey".



What happens with the data entered by the patient in the iBDialog web-app?

All data captured by the patient will be transmitted to the eSIBDC medical record of this patient. Only the treating physician and health care professionals of the respective institution have access to these data.

iBDialog scores can be reviewed in eSIBDC scoreboard.

